


Bumble Bee Warm-up!




Bum - ble Bee, Bum-ble Bee,

Bzz.....


(Lip trill):



Bum - ble Bee, Bum - ble Bee!



Bum - ble Bee, Bum - ble Bee,



Bum - ble Bee, Bum - ble Bee!



What are we learning?

- Guides the voice through ascending and descending scales.
- Reinforces an octave scale and practices a wide vocal range.
- Teaches "thirds," a common and useful musical interval.
- The buzzing and lip trill introduces vocal resonance.


I Love to Sing!




What are we learning?

- Reinforces the “Do-mi-sol-do” connection
- Teaches moveable do by varying the tonal center.
- Open vowels in “I” and “love” drills a relaxed jaw, while the “ee” in “sing” teaches forward placement and confident sound at the end of a phrase.

Playground Warm-up 1



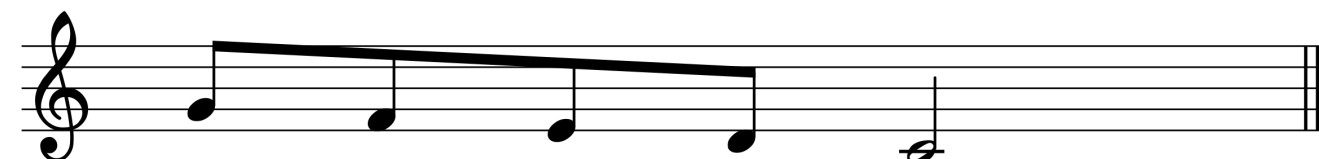
climb - ing up the lad - der,



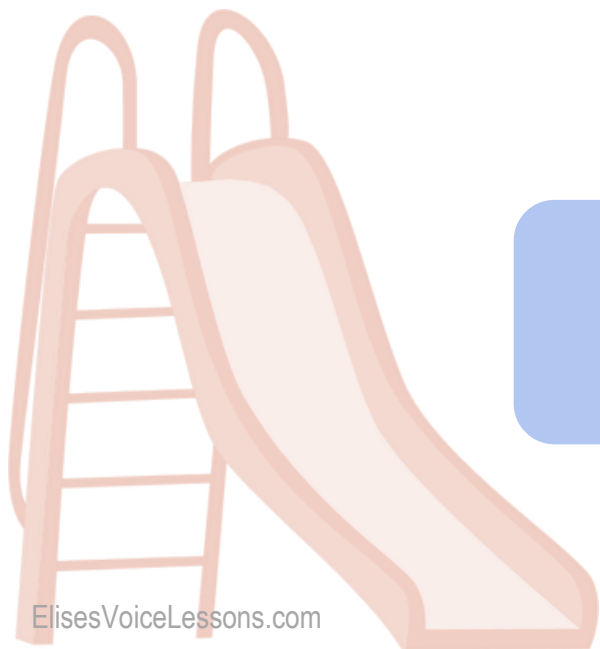
slid - ing down the slide!



In a step - wise man - ner,



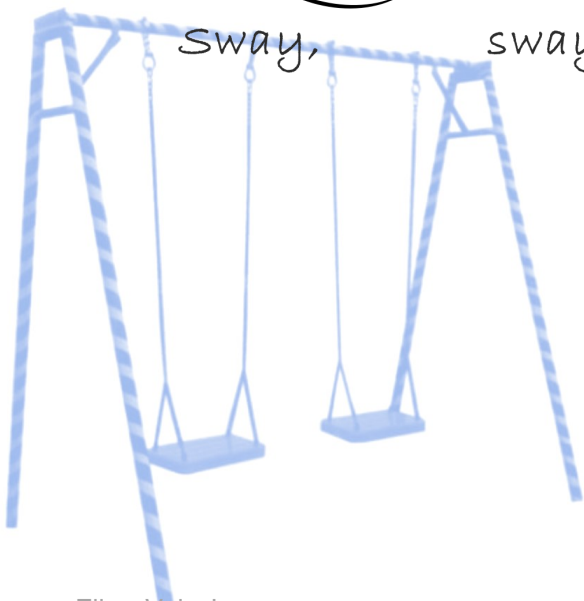




smooth - ly goes the ride.



What are we learning?

- Reinforces the sol to do model for ending phrases.
- Teaches stepwise musical motion

Playground Warm-up 2



What are we learning?

- Vocal legato and smoothness
 - "S" as an airflow tool
- Teaches "fifths," in important musical interval
- The body-voice connection through associated kinesthetic movement.